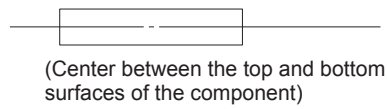
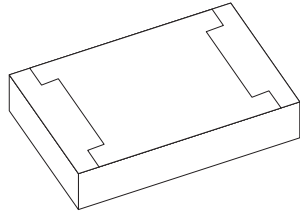
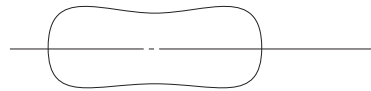
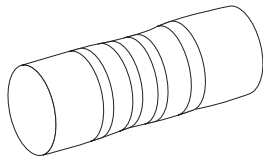


(2) Laser align measurement position for major component types

Square chip

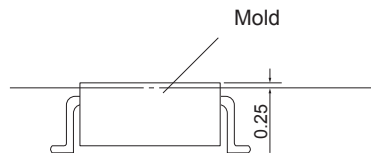
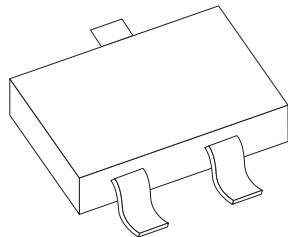
Laser align
measurement position(Center between the top and bottom
surfaces of the component)

MELF

Laser align
measurement position

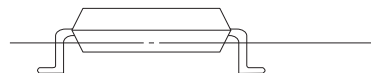
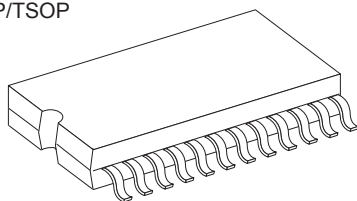
(Center of the component)

SOT

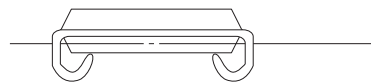
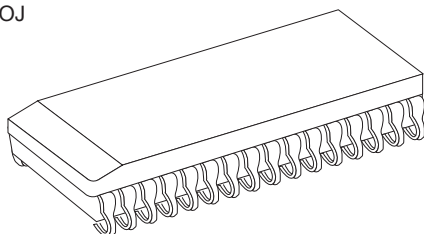
Laser align
measurement position

(0.25 mm above the top of the component)

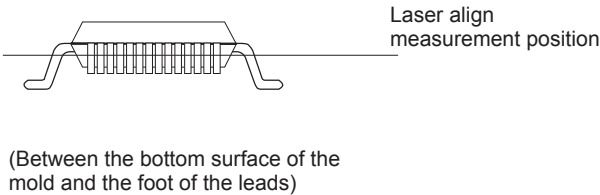
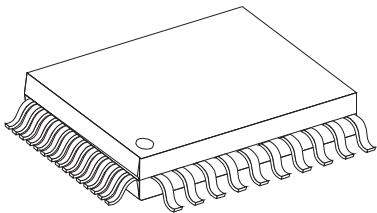
SOP/TSOP

Laser align
measurement position(Center between the bottom surface of the
component and the foot of the leads)

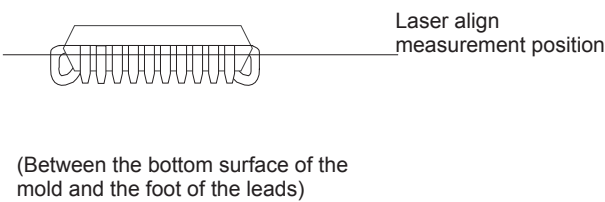
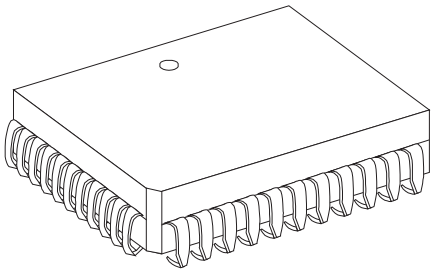
SOJ

Laser align
measurement position(Center between the bottom surface of the
component and the foot of the leads)**Figure 1.1.4.6.4**

OFP/BQFP



PLCC



Electrolytic capacitor

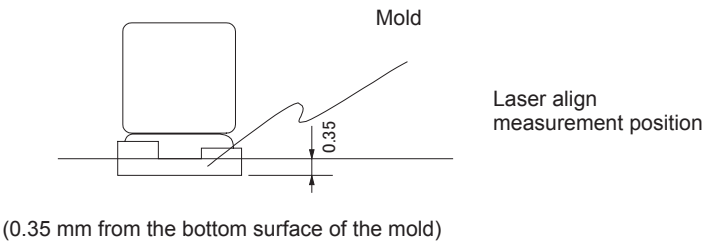
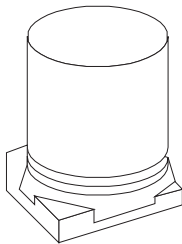


Figure 1.1.4.6.5